

SCAN Fact Sheet



CORPORATE

- ▶ Founded **1977**
- ▶ Employees **1,367**

SIZE

- ▶ **2nd largest** in California
- ▶ **3rd largest** in Nevada
- ▶ **4th largest** in Arizona

Among not-for-profit Medicare Advantage Prescription Drug Plans (MAPDs)

QUALITY & SATISFACTION



2022 CMS Star Ratings

† Star rating applies to all plans offered by SCAN Health Plan in California except SCAN Healthy at Home and VillageHealth.

Member Satisfaction

As reported in *Medicare and You*, 2022. *Rating applies to California only.



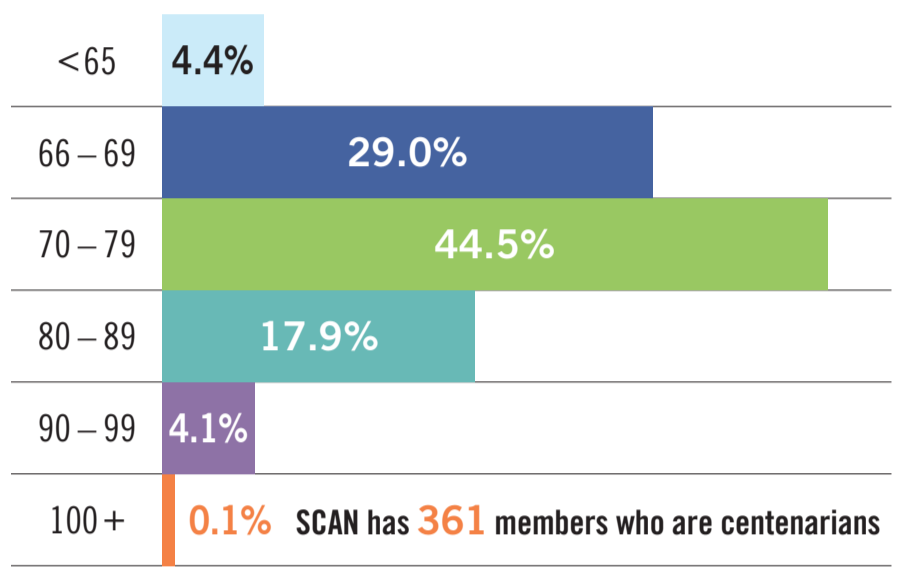
CALIFORNIA

2022 MEMBERSHIP BY COUNTY

Total Membership **269,164**

Los Angeles	39.9%
Orange	21.7%
Riverside	15.8%
San Bernardino	9.2%
San Diego	9.8%
Ventura	1.4%
Alameda	0.2%
Napa	0.2%
San Francisco	0.4%
San Mateo	0.1%
Santa Clara	0.1%
Sonoma	1.1%
Stanislaus	0.2%

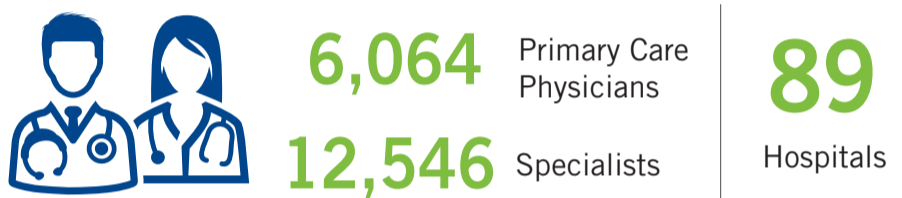
AGE GROUPS OF SCAN MEMBERS



PLAN TYPES

- ▶ Medicare Advantage Prescription Drug Plans
- ▶ Special Needs Plans:
 - Dual-eligible (D-SNP)
 - Chronic condition (C-SNP)
 - Institutional (I-SNP)

SCAN PROVIDER NETWORK



NEVADA

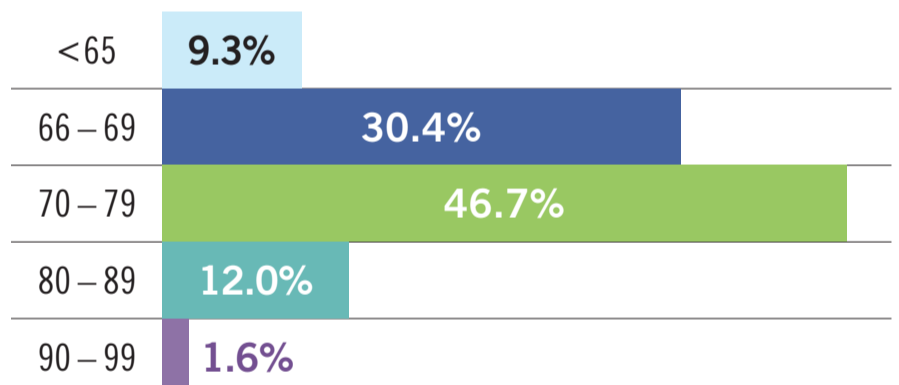
2022 MEMBERSHIP BY COUNTY

Total Membership **955**
Clark County

PLAN TYPES

- ▶ Medicare Advantage Prescription Drug Plans
- ▶ Special Needs Plans:
 - Chronic condition (C-SNP)

AGE GROUPS OF SCAN MEMBERS



SCAN PROVIDER NETWORK



ARIZONA

2022 MEMBERSHIP BY COUNTY

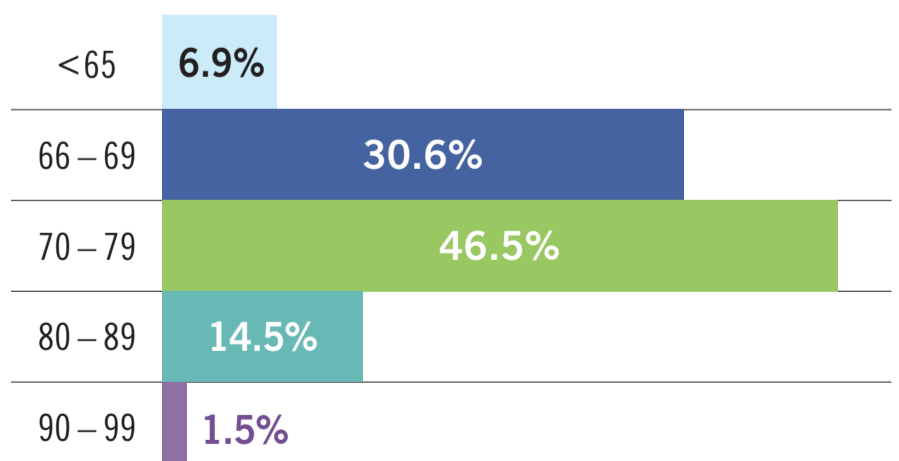
Total Membership **2,063**

Maricopa	41%
Pima	51%
Pinal	8%

PLAN TYPES

- ▶ Medicare Advantage Prescription Drug Plans
- ▶ Special Needs Plans:
 - Chronic condition (C-SNP)

AGE GROUPS OF SCAN MEMBERS



SCAN PROVIDER NETWORK



A California 501(c)3 Tax Exempt Not-for-Profit Public Benefit Corporation

*Medicare evaluates plans based on a 5-Star rating system. Star Ratings are calculated each year and may change from one year to the next.